



Welcome to Class



Week 1
Class 1
Introduction

Mtra. Elizabeth Acosta
ESL / EFL Coach

**TODOS
BILINGÜES**



Grupo Innovador Lingüístico S.C

**ARE YOU
READY?!**





UNIT 7



Level: Four

Material: Four Corners



Opposites



car

small



big

Cell phone



thin




thick



quiet

fan



loud




Opposites

computer



light

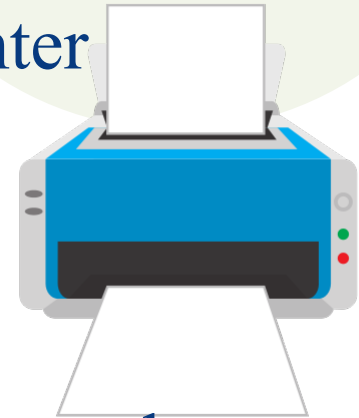


heavy



fast

printer



slow



cheap

camera



expensive



Comparative adjectives

Adjectives

light

nice

thin

heavy

difficult

good

bad

Comparative

lighter

nicer

thinner

heavier

More / less difficult

better

worse



One-syllable Adjectives

1. Form the comparative forms of a one-syllable adjective by adding –er.

Examples:

long – longer / tall – taller

2. If the one-syllable adjective ends with an e, just add –r for the comparative form.

Examples:

cute – cuter / large – larger

3. Add –er to adjectives that end in consonant-vowel-consonant and double the last consonant.

Examples:

big – bigger / hot – hotter

Two-syllable Adjectives

1. With most two-syllable adjectives, you form the comparative with more.

Examples:

honest – more honest / famous – more famous

2. If the two-syllable adjectives ends with –y, change the y to i and add –er for the comparative form.

Examples:

happy – happier / crazy – crazier

3. Two-syllable adjectives ending in –er, –le, or –ow take –er to form the comparative forms.

Examples:

narrow – narrower / gentle – gentler

Adjectives with Three or More Syllables

Add more to adjectives that has 3 or more syllables.

Examples:

expensive – more expensive

/

difficult – more difficult

Irregular Adjectives

good – better

bad – worse

far – farther

little – less

many – more



Let's practice!

1. Is your new printer _____ (fast) your old one?
2. Are desktop computers always _____ (heavy) laptops?
3. This new camera is really cheap! It's _____ (expensive) than my old one.
4. I like this TV, but I think I want a _____ (big) one.
5. This phone has an MP3 player, so it's _____ (expensive) other phones.
6. My new camera isn't _____ (good) my old one. In fact, it's _____ (bad)!



Compare these products. How many sentences can you make?

Car A



Watch A



Camera A



Car B



Watch B



Camera B





Eve: Excuse me. How much is this lamp?

Rob: Oh, it's only \$20.

Eve: Wow, that's expensive! **How about \$10?**



Rob: No, I'm sorry. \$20 is a good price.

Eve: Well, thanks anyway.

Rob: Wait! **You can have it for \$15.**

Eve: \$15? OK, I'll take it.



Bargaining for a lower price

How about . . . ?

Will you take . . . ?

Would you take . . . ?



Suggesting a different price

You can have it / them for . . .

I'll let you have it / them for . . .

I'll give it / them to you for . . .



Adjectives to describe clothing

*From the book: 70pp



1. a **tight** shirt



2. **baggy** jeans



3. **uncomfortable** shoes



4. a **pretty** blouse



5. a **shiny** tie



6. a **plain** dress



7. **comfortable** pants



8. an **ugly** hat



Enough and too

Enough *before nouns.*

I have **enough** time.

I don't have **enough** money.

Enough *after adjectives.*

The jacket is big **enough**.

The pants aren't long **enough**.

Too *before adjectives.*

The jacket is **too** small.

The pants aren't **too** long.



Enough *before nouns*
I have **enough** time.
I don't have **enough** money.



Enough *after adjectives*
The jacket is big **enough**.
The pants aren't long **enough**.



Too *before adjectives*
The jacket is **too** small.
The pants aren't **too** long.



LONG / BIG / MONEY / UNCOMFORTABLE

How do these pants look? Do you think they're _____?

These shoes look nice, but they're _____. I can't walk at all.

Oh no! I don't have _____. This belt is \$30 , and I only have \$20.

The shirt I ordered online is _____. It fits very well.

What is the name of the market?

Where is it?

When is it open?

When's a good time to visit?

What can you buy there?



The Farmers' Market is near my home. It's open every Saturday from 9:00 to 4:00. You can buy the best fruit and vegetables there. A good time to visit is late in the afternoon. It's not too busy then. You don't bargain at this market, but sometimes vendors lower their prices at the end of the day.



SEE

you

NEXT CLASS!

Thank *you* for joining us today.